

ИБП SLC ADAPT

Архангельск (8182)63-90-72
Астана (7172)727-132
Астрахань (8512)99-46-04
Барнаул (3852)73-04-60
Белгород (4722)40-23-64
Брянск (4832)59-03-52
Владивосток (423)249-28-31
Волгоград (844)278-03-48
Вологда (8172)26-41-59
Воронеж (473)204-51-73
Екатеринбург (343)384-55-89
Иваново (4932)77-34-06

Ижевск (3412)26-03-58
Иркутск (395)279-98-46
Казань (843)206-01-48
Калининград (4012)72-03-81
Калуга (4842)92-23-67
Кемерово (3842)65-04-62
Киров (8332)68-02-04
Краснодар (861)203-40-90
Красноярск (391)204-63-61
Курск (4712)77-13-04
Липецк (4742)52-20-81

Киргизия (996)312-96-26-47

Магнитогорск (3519)55-03-13
Москва (495)268-04-70
Мурманск (8152)59-64-93
Набережные Челны (8552)20-53-41
Нижний Новгород (831)429-08-12
Новокузнецк (3843)20-46-81
Новосибирск (383)227-86-73
Омск (3812)21-46-40
Орел (4862)44-53-42
Оренбург (3532)37-68-04
Пенза (8412)22-31-16

Россия (495)268-04-70

Пермь (342)205-81-47
Ростов-на-Дону (863)308-18-15
Рязань (4912)46-61-64
Самара (846)206-03-16
Санкт-Петербург (812)309-46-40
Саратов (845)249-38-78
Севастополь (8692)22-31-93
Симферополь (3652)67-13-56
Смоленск (4812)29-41-54
Сочи (862)225-72-31
Ставрополь (8652)20-65-13

Казахстан (772)734-952-31

Сургут (3462)77-98-35
Тверь (4822)63-31-35
Томск (3822)98-41-53
Тула (4872)74-02-29
Тюмень (3452)66-21-18
Ульяновск (8422)24-23-59
Уфа (347)229-48-12
Хабаровск (4212)92-98-04
Челябинск (351)202-03-61
Череповец (8202)49-02-64
Ярославль (4852)69-52-93

<http://salicru.nt-rt.ru> || sfc@nt-rt.ru

SLC ADAPT

Modular On-line double conversion UPS 25-1500 kVA

SLC ADAPT: Flexibility, availability and reliability in superior electrical protection

Salicru's **SLC ADAPT** series consists of modular On-line double conversion uninterruptible power supply (UPS) solutions with DSP control and three-level IGBT inverter technology.

Flexibility: It enables solutions to be configured from 25 kVA to 1500 kVA, thanks to the range of modules available (25, 30 and 50 kVA), different configurable systems (6, 8, 10 or 12 modules) and the parallel/redundant option of up to three 500 kVA systems. It also provides increased protection as needs grow - pay as you grow - thereby improving total cost of ownership (TCO).

Availability: Its hot-swap modules can be added or replaced during operation, thereby improving mean time to repair (MTTR) and reducing maintenance costs. In addition, the system's remote management, which can be integrated into any platform, also facilitates operation. And the extensive back-up options available, along with intelligent battery charging, ensure continuous operation of the protected critical loads.

Reliability: Its DSP control, based on three-level PWM technology, improves response effectiveness and, along with shared load redundancy, significantly extends the mean time between failures (MTBF).



Applications: Redundant protection for critical applications

Data centres with all capacities, IT infrastructures, modular and virtualised data centres and applications for critical processes are some of the services that require high-level electrical protection to ensure reliable, continuous and high-quality operation, such as that provided by Salicru's **SLC ADAPT** series systems.



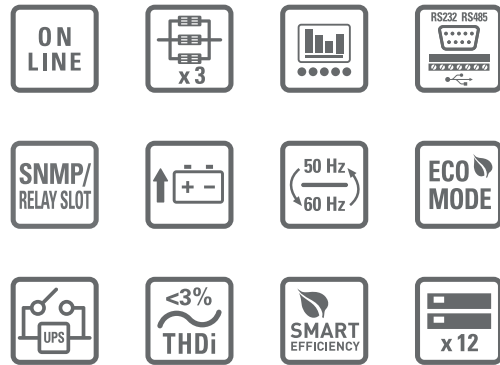
SALICRU
SMART
SOLUTIONS

SALICRU

Performances

- On-line double conversion technology with modular architecture.
- 25, 30 and 50 kVA modules with DSP control and three-level PWM technology.
- 6, 8, 10 or 12-module systems (up to 500 kVA per system).
- Possibility of parallel/redundant operation up to 1500 kVA.
- Hot-pluggable and swappable plug & play modules.
- Input power factor >0.99.
- Input current distortion (THDi) <3%.
- Three-phase input / output voltages.
- Output power factor = 1 (for module 25 kW) or 0,9 (for module 30 and 50 kVA).
- Control and management by means of LCD display, LEDs and keypad.
- Over 96% efficiency of modules in Online mode.
- 99% performance in Eco-mode operation.
- RS-232, RS-485, relays and USB⁽¹⁾ communication channels.
- Smart slots for extended relays and SNMP/Nimbus.
- Smart-efficiency mode to optimize system performance.
- Improved return on investment (ROI).
- Compact design to save space in server rooms.
- SLC Greenergy solution.

(1) Except for systems with 25 kW modules.



Display

Display consisting of operation keys, status LEDs and touch screen detailing all functions, measurements and alarms.



Options


- Extended relays and SNMP/Nimbus adapter.
- Extended back-up times.
- Kit for parallel systems.
- Frequency converter operation.

Technical support and service


- Pre-sales and after-sales advice.
- Start-up.⁽¹⁾
- Technical support by telephone.
- Preventive/corrective services.
- Maintenance contracts.⁽¹⁾
- Training courses.

(1) Ask for local conditions

Connections



1. Manual bypass.
2. Start-up from batteries (Cold Start).
3. LCD display.
4. Bypass module.
5. Dry contacts.
6. Extended relays and SNMP / Nimbus slot.
7. RS-232, RS-485 and USB interfaces.
8. Power modules.



Range

MODULES	CODE	POWER (VA / W)	DIMENSIONS (D × W × H mm)	WEIGHT (Kg)
SLC ADAPT 25X	694AB000010	25000 / 25000	677 × 436 × 85	18
SLC ADAPT 30	694AB000003	30000 / 27000	790 × 460 × 134	34
SLC ADAPT 50	694AB000011	50000 / 45000	700 × 510 × 178	45

SYSTEMS	CODE	NO. MODULES (#)	MODULE POWER (VA / W)	MAX. POWER (VA / W)	DIMENSIONS (D × W × H mm)	WEIGHT (Kg)
SLC-#/25-ADAPT 200X	6940Q000030	1 to 8	25000 / 25000	200000 / 200000	916 × 482 × 1550	178
SLC-#/25-ADAPT 300X	6940Q000057	1 to 12	25000 / 25000	300000 / 300000	960 × 650 × 2000	230
SLC-#/30-ADAPT 180	6940Q000018	1 to 6	30000 / 27000	180000 / 162000	1100 × 600 × 1600	199
SLC-#/30-ADAPT 300	6940Q000006	1 to 10	30000 / 27000	300000 / 270000	1100 × 600 × 2000	200
SLC-#/50-ADAPT 500	6940Q000031	1 to 10	50000 / 45000	500000 / 450000	1100 × 1300 × 2000	945


Nomenclature, dimensions and weights for devices with input voltage 3 x 400 V, output voltage 3 x 400 V.

Replace # with the number of system modules.

Batteries located in additional cabinets.

The weight shown corresponds only to the system, without modules.

Dimensions



SLC ADAPT 25X

SLC ADAPT 30

SLC ADAPT 50



SLC-#/25-ADAPT 200X

SLC-#/25-ADAPT 300X

SLC-#/50-ADAPT 500

Technical specifications

MODEL		SLC ADAPT		
Module power (VA/W)		25.000 / 25.000	30.000 / 27.000	50.000 / 45.000
TECHNOLOGY		On-line double conversion, three-level PWM, DSP control		
INPUT	Rated three-phase voltage (3P+N)	3 × 380 / 400 / 415 V		
	Voltage range	-43% +20% ⁽¹⁾		
	Rated frequency	50 / 60 Hz		
	Frequency range	40 - 70 Hz		
	Total harmonic distortion (THDi)	≤3%		
	Power factor	>0.99		
OUTPUT	Power factor	1	0.9	
	Rated three-phase voltage (3P+N)	3 × 380 / 400 / 415 V		
	Accuracy	±1%		
	Total harmonic distortion (THDv)	≤1%		
	Frequency	50 / 60 Hz		
	Module performance (On-line)	>96%		
	Performance in Smart Eco-mode	99%		
	Admissible overloads	125% for 10 mins / 150% for 1 min		
	Crest factor	3:1		
MANUAL BYPASS	Type	Uninterrupted		
STATIC BYPASS	Type	Static thyristor		
	Three-phase voltage (V)	3 × 380 / 400 / 415 (3P + N)		
	Admissible overloads	<110% permanent / <150% for 1 min		
BATTERY	Battery type	Pb-Ca, VRLA, lead acid, gel, Ni-Cd, Li-Ion		
	Charging voltage regulation	Batt-watch		
	Charger maximum power (W)	20% of total system power		
COMMUNICATION	Display	7" touchscreen, LEDs and keypad	Touch panel 10.4" and LEDs	
	Ports	RS-232, RS-485 and relays	RS-232, RS-485, relays and USB	
	Intelligent slot	1 × Nimbus SNMP	1 × Nimbus SNMP/1 × Nimbus extended relays	
GENERAL	Operating temperature	0° C ÷ +55° C ⁽²⁾		
	Relative humidity	Up to 95%, non-condensing		
	Maximum operating altitude	2,400 masl ⁽³⁾		
	Acoustic noise at 1 metre	<65 dB(A)		<72 dB(A)
SYSTEMS	Maximum no. modules per system	8 or 12	6 or 10	10
	Maximum power per system	200 / 300 kW	180 / 300 kVA	500 kVA
	Maximum no. modules systems	30		
	Maximum power per parallel system	750 kW	900 kVA	1500 kVA
STANDARDS	Safety	EN-IEC 62040-1		
	Railway	EN 50121-4 / EN50121-5		
	Electromagnetic compatibility (EMC)	EN-IEC 62040-2		
	Operation	VFI-SS-111 (EN-IEC 62040-3)		
	Quality and environmental management	ISO 9001 & ISO 14001		

(1) Depending on load percentage.

(2) Power derating for higher altitudes up to +40°C.

(3) Power degradation for temperature altitudes, up to a maximum of 5,000 masl.

Архангельск (8182)63-90-72
Астана (7172)727-132
Астрахань (8512)99-46-04
Барнаул (3852)73-04-60
Белгород (4722)40-23-64
Брянск (4832)59-03-52
Владивосток (423)249-28-31
Волгоград (844)278-03-48
Вологда (8172)26-41-59
Воронеж (473)204-51-73
Екатеринбург (343)384-55-89
Иваново (4932)77-34-06

Ижевск (3412)26-03-58
Иркутск (395)279-98-46
Казань (843)206-01-48
Калининград (4012)72-03-81
Калуга (4842)92-23-67
Кемерово (3842)65-04-62
Киров (8332)68-02-04
Краснодар (861)203-40-90
Красноярск (391)204-63-61
Курск (4712)77-13-04
Липецк (4742)52-20-81

Киргизия (996)312-96-26-47

Магнитогорск (3519)55-03-13
Москва (495)268-04-70
Мурманск (8152)59-64-93
Набережные Челны (8552)20-53-41
Нижний Новгород (831)429-08-12
Новокузнецк (3843)20-46-81
Новосибирск (383)227-86-73
Омск (3812)21-46-40
Орел (4862)44-53-42
Оренбург (3532)37-68-04
Пенза (8412)22-31-16

Россия (495)268-04-70

Пермь (342)205-81-47
Ростов-на-Дону (863)308-18-15
Рязань (4912)46-61-64
Самара (846)206-03-16
Санкт-Петербург (812)309-46-40
Саратов (845)249-38-78
Севастополь (8692)22-31-93
Симферополь (3652)67-13-56
Смоленск (4812)29-41-54
Сочи (862)225-72-31
Ставрополь (8652)20-65-13

Казахстан (772)734-952-31

Сургут (3462)77-98-35
Тверь (4822)63-31-35
Томск (3822)98-41-53
Тула (4872)74-02-29
Тюмень (3452)66-21-18
Ульяновск (8422)24-23-59
Уфа (347)229-48-12
Хабаровск (4212)92-98-04
Челябинск (351)202-03-61
Череповец (8202)49-02-64
Ярославль (4852)69-52-93

<http://salicru.nt-rt.ru> || sfc@nt-rt.ru